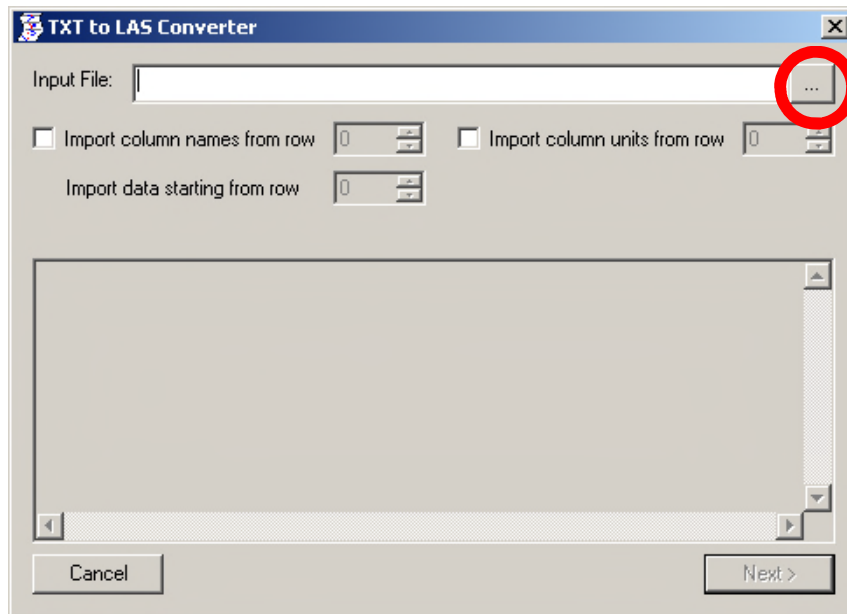




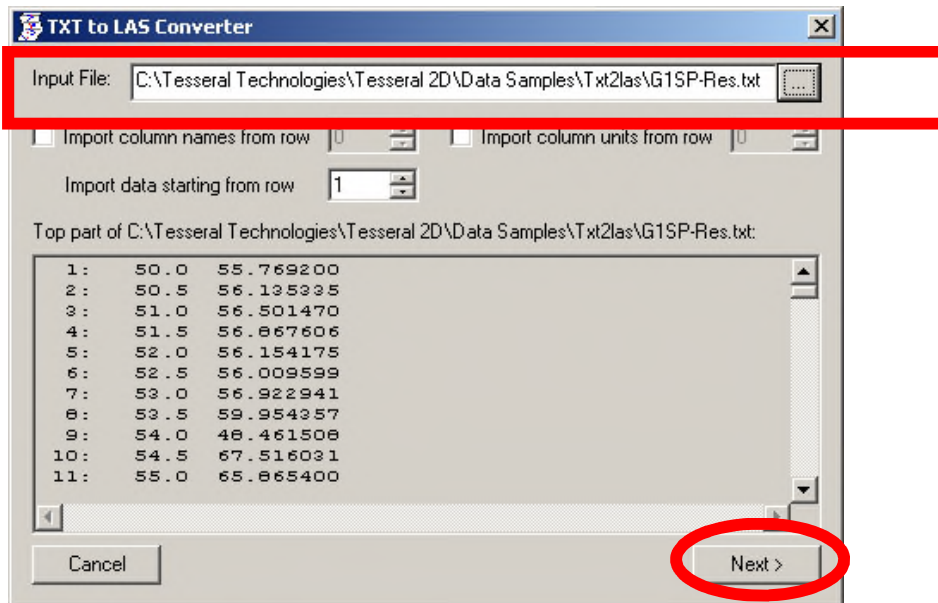
TXT to LAS Converter

- ❖ This procedure allows to convert data provided as columns in *.txt format to well-log data *.las format. It is supplied with the package as a separate utility.

- Run Txt2Las.exe



- Press the button "...". The standard "Open File" dialog appears. Select your input text file
- Use the below selected controls if the input file contains a header.



- Press "Next".

TXT to LAS Converter

UWI Location Date

Well Province Null -999.25

Field Country Version 1.2

Company Service comp. EKB

	1	2
Name	DEPT	CRV1
Units		
Data	50.0	55.769200
	50.5	56.135335
...	51.0	56.501470
	51.5	56.867606
	52.0	56.154175

Cancel < Back Next >

In next dialog layout:

- Double click by left mouse button on each well-log name to make it editable.
- Enter meaningful log names.
- Enter the LAS file parameters, at least the well number and the well field.

TXT to LAS Converter

UWI Location Date

Well G1 Province Null -999.25

Field Har Megido Country Version 1.2

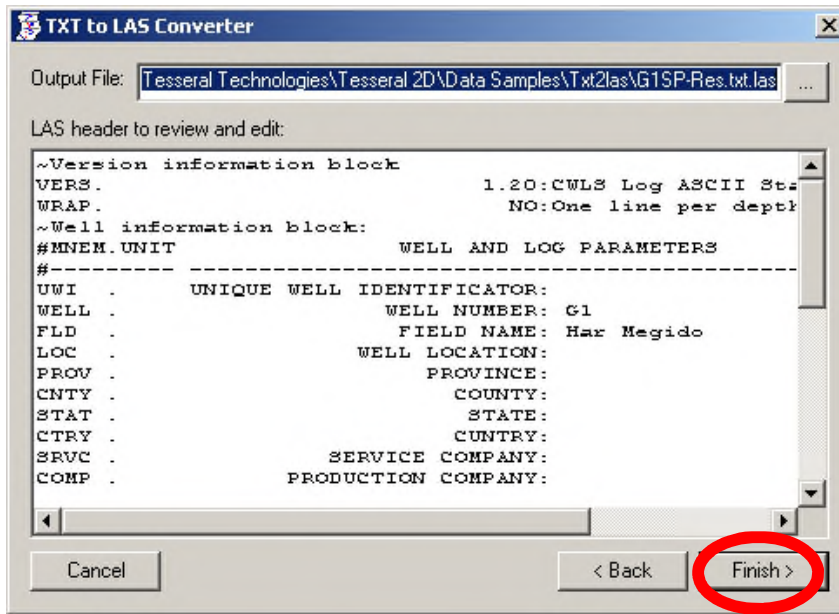
Company Service comp. EKB

	1	2
Name	DEPT	SP
Units		
Data	50.0	55.769200
	50.5	56.135335
...	51.0	56.501470
	51.5	56.867606
	52.0	56.154175

Cancel < Back Next >

LAS format
versions 1.2
and 2.0 are
supported

- Press "Next".



In next dialog layout:

- Review both the output file name and the LAS file header. Change what you want.
- Press "Finish". The output LAS file will be created.

-End of Info-
